## Saturday September 26, 2015, on location @ 10BITWORKS

| | | | |
|---|---|---|---|
| 1 | Peggy | | Peggy's donation to science, Saturday, was the water in which she rinses her watercolor brushes. Watercolor paints have heavy metals that are highly susceptible to the electrocoagulation process. (See sludge on bottom.) Don 3D printed 2 of the yellow lids, custom designed by Les to fit Mason jars. One lid will go to Don's brother George, the retired chemistry teacher. |
| 2 | Don | | |
| 3 | James |  Click for InMoov video | James was everywhere at once. He set up a camera to watch the progress on Gramps. He laid out his parts for his inMoov robot. He kept two 3D printers going all day. He enlisted 6 more printers from our friends in the 3D Printers MeetUp Group of San Antonio. He worked on the Haunted House. |
| 4 | Zach | Zach and Murphi laser cut figures from Masonite to be attached to a 20 inch bicycle tire. It's gonna be a shadow puppet show at the Children's Magic Theater, with Murphi sitting on the bike telling the story of the wolf and the old woman. | |
| 5 | Murphi | | |
| 6 | Ray | Ray hobbled in sans scooter. | |
| 7 | Ken | Ken and wife Mary brought a ton on Haunted House gear. It's really going to happen, and in a big way. Stevanie is going to get the neighborhood kids to help. | |
| 8 | Mary | | |
| 9 | Stevanie | | |
| 10 | Sacha | | Sacha and Mary prepared props for Siclovia which will run on Broadway this time. The words on the banana say "San Antonio Fruit Tree Project". The laser didn't quite cut both walls of the thick corrugated but a little prodding and poking with a knife will make it work. |
| 11 | Mary | | |
| 12 | Matt | Matt brought his Chrome Book, charged and ready. We demonstrated that it's a worthy platform for teaching software, including Onshape. | |
| 13 | Greg | | |
| 14 | Manuel | Father and son are assembling on a kit of a skull with electronics inside. | |
| 15 | Christian | | |
| 16 | Brian | 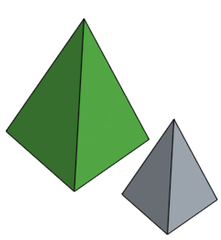 | The Burbank H.S. Robotics Club has been meeting Saturdays at 10Bit, working on their grandson printer. Brian brought in replacement glass. We found some #2-56 screws and nuts to secure the Z stop. That's two lick-and-a-promises done right. A new power supply is on order. The test piece finished nicely, yea, but it was 58% of design height, boo. Us kids all have mobile devices so we all learned to make 3D CAD pyramids using Onshape App for Android and iPhone. |
| 17 | Andres | | |
| 18 | Jonathan | | |
| 19 | Isaias | | |
| 20 | Jay |  | |

| | | | |
|---|---|---|---|
| 21 | Christian |  | |
| 22 | Jackie | | |
| 23 | Anthony | | |
| 24 | Richard | | |
| 25 | Gabriel | | |
| 26 | Will | Father and son laser cut plywood. Lots of mysterious 8 inch slats with notches and angles. Magnets too. Whatsitgonnabe? Stay tuned. | |
| 27 | Emelio | | |
| 28 | Kevin | | The old-timey camera disguises state of the art digital technology, both camera and printer. Or it will, soon. Done with the wood, now Ken and Sue are into wiring and soldering. |
| 29 | Sue | | |